

DIRECT STEAM KETTLE

2/3 JACKETED, TILTING
TRI-LEG MOUNTED
DEEP DRAWN CONSTRUCTION
MADE IN USA

MODEL TWT

STANDARD FEATURES



Model TWT-40

- ◆ 316 stainless liner
- ◆ 304 stainless kettle jacket
- ◆ 304 stainless, reinforced gear box
- ◆ Self-locking worm gear tilt mechanism
- ◆ 304 stainless, 2" tubular support frame
- ◆ Adjustable flanged feet
- ◆ 30 psi operating pressure

Legion equipment is built to comply with applicable standards for manufacturers. Approval agencies may include ASME, NSF, UL, ETL, AGA, CSA, CGA, and others. Legion reserves the right of design improvement or modification as warranted.

MODELS AND CAPACITIES			OPTIONAL FEATURES	
			See price list for supplemental information regarding options	
TWT-20	20 gal.	(76 l.)	<input type="checkbox"/> Single or double fill faucet with bracket & 12 or 18" swing nozzle	<input type="checkbox"/> Higher operating pressure
TWT-30	30 gal.	(114 l.)	<input type="checkbox"/> 48" flexible spray hose assembly (vinyl or stainless) for use with dual or single fill faucet	<input type="checkbox"/> Air eliminator valve
TWT-40	40 gal.	(151 l.)	<input type="checkbox"/> Faucet bracket	<input type="checkbox"/> Pressure reducing valve
TWT-50	50 gal.	(189 l.)	<input type="checkbox"/> Automatic water filling meter	<input type="checkbox"/> Connection plumbing parts kit
TWT-60	60 gal.	(227 l.)	<i>(Call for information regarding additional faucet options)</i>	<input type="checkbox"/> Kettle care kit
TWT-80	80 gal.	(303 l.)	<input type="checkbox"/> Single basket insert, 20 - 40 gallon	Prison/Security Options:
TWT-100	100 gal.	(379 l.)	<input type="checkbox"/> Tri-basket insert	<input type="checkbox"/> Reinforced bar rim
Select draw-off valve: <input type="checkbox"/> 1½" <input type="checkbox"/> 2" <input type="checkbox"/> 3" with: <input type="checkbox"/> compression or <input type="checkbox"/> ball type fitting (see price list for other draw-off valve options)			<input type="checkbox"/> Nylon bag insert with spreader ring	<input type="checkbox"/> Fasteners (<i>screws & nuts</i>)
			<input type="checkbox"/> 1 piece lift-off cover	<input type="checkbox"/> Nut driver tool
			<input type="checkbox"/> 1 piece actuator-assisted cover	<input type="checkbox"/> Screw driver tool
			<input type="checkbox"/> Draw-off drain hose	<input type="checkbox"/> Draw-off nut driver tool
			<input type="checkbox"/> Measuring strip	
			<input type="checkbox"/> Perforated disk strainer 1/8" or 1/4" holes	
			<input type="checkbox"/> Pour lip pan holder assembly	
			<input type="checkbox"/> Mixer/agitator, 2 speed	

Revision 999



LEGION® *The Finest American Quality Since 1897*

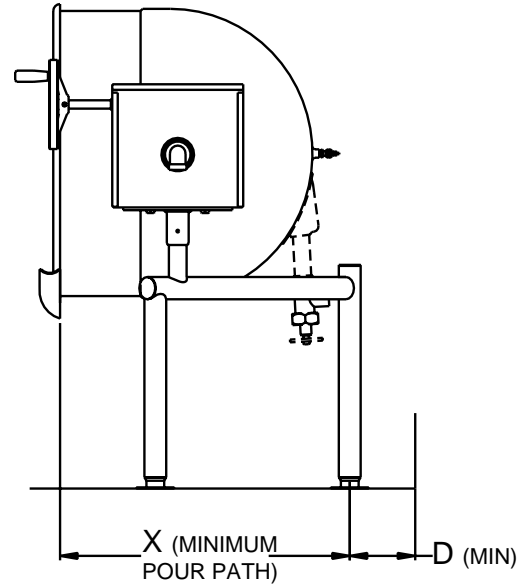
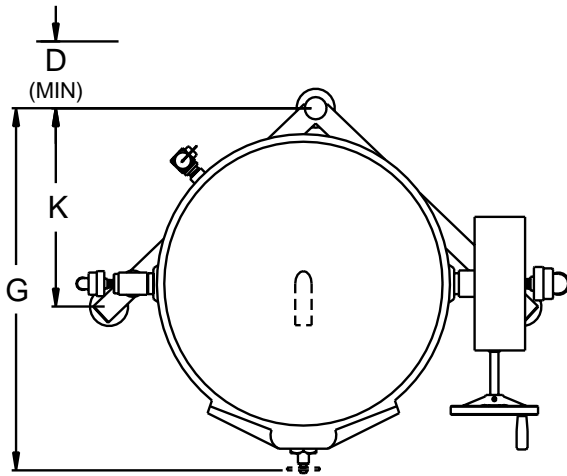
LEGION INDUSTRIES, INC. ♦ 69 MAIN ST. ♦ DALLAS, PA 18612 ♦ (800) 833-9803 ♦ (570) 675-1575 ♦ FAX: (570) 675-7551

MODEL TWT

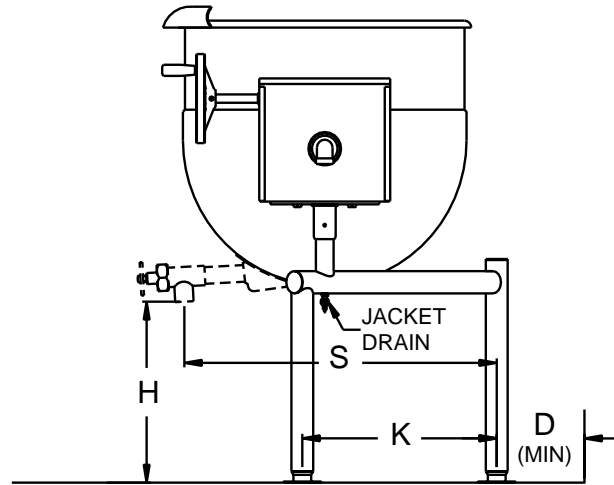
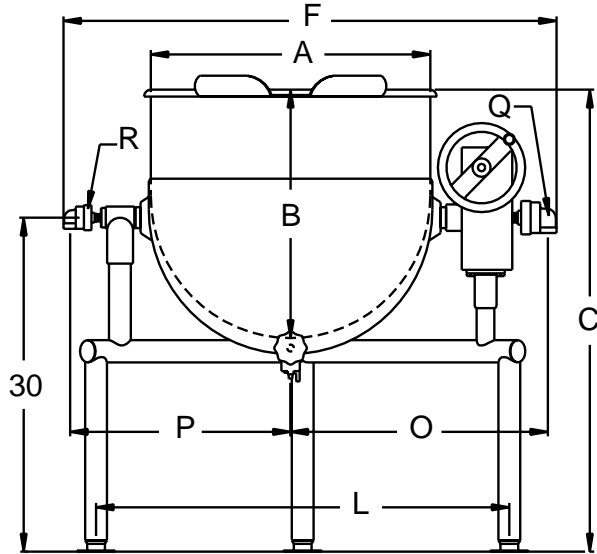
2/3 JACKETED, TILTING
TRI-LEG MOUNTED
DEEP DRAW CONSTRUCTION
MADE IN USA

DIRECT STEAM KETTLE

DRAWING REPRESENTS MODEL TWT-40 WITH OPTIONAL 1 1/2" DRAW-OFF



Q = NPT STEAM INLET
R = NPT STEAM INLET



MODEL TWT DIMENSIONS

GAL.	A	B	C	D	F	G	H*	K	L	O	P	Q	R	S*	X
20	22.0	16.0	39.0	2.0	40.8	30.3	20.0	15.3	35.9	21.4	18.0	.75	.50	26.3	21.3
30	23.0	20.3	41.3	2.0	42.5	31.3	18.0	16.3	36.9	22.3	18.9	.75	.50	27.3	24.5
40	25.5	22.3	41.5	2.3	45.3	32.6	16.3	17.6	38.7	23.6	20.3	.75	.50	28.6	26.0
50	29.5	21.8	38.3	2.5	49.6	36.6	13.5	20.6	43.3	25.9	22.5	.75	.50	32.6	25.9
60	29.5	25.0	41.5	3.5	49.6	35.6	13.5	19.6	43.3	25.9	22.5	.75	.50	31.6	28.1
80	32.5	27.6	43.4	3.0	53.3	37.3	12.8	21.1	44.6	27.3	24.3	.75	.75	33.3	31.6
100	39.0	25.9	41.3	2.0	58.8	43.3	12.3	23.5	52.3	30.0	27.0	.75	.75	39.3	31.9

*Note: Dimensions H & S apply only if an optional 1 1/2" draw-off is ordered. If a 2" or 3" draw-off is required, contact Legion for applicable dimensions.

Revised 999



LEGION The Finest American Quality Since 1897

LEGION INDUSTRIES, INC. ♦ 69 MAIN ST. ♦ DALLAS, PA 18612 ♦ (800) 833-9803 ♦ (570) 675-1575 ♦ FAX: (570) 675-7551