

KETTLE TOOLS

**HEAVY DUTY CONSTRUCTION
MADE IN USA**

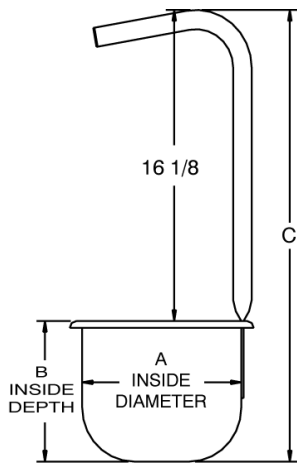
LADLES

Ergonomically designed L-shaped handle places hand directly over the center of gravity allowing a comfortable reach deep into the kettle and efficient transfer of food product.



**Kettle Ladle with ergonomic handle
2, 3, 4, or 6 quart capacity**

- ◆ 1" diameter 304 stainless, ergonomically designed, 16 gauge L-shaped handle, seam welded to bowl
- ◆ 304 stainless, 18 gauge deep drawn bowl with rolled rim
- ◆ NSF Approved

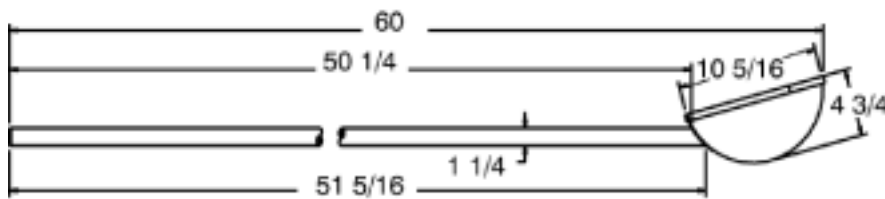


Dimensions				
Model	Capacity	A	B	C
L2	2 qt.	8.125	3.000	19.1875
L3	3 qt.	8.125	4.000	20.1875
L3	4 qt.	8.500	5.500	21.6875
L4	6 qt.	8.500	7.250	23.4375

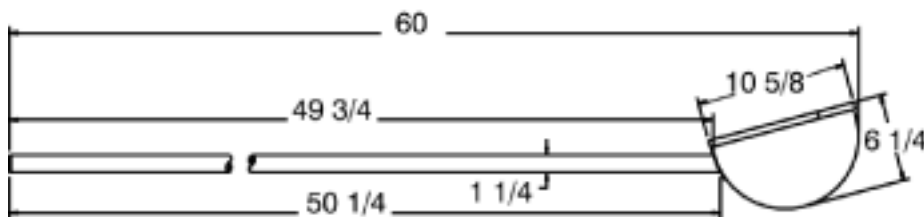


**Kettle Ladle with straight handle
4 or 6 quart capacity, 16 gauge handle**

- ◆ 1 1/4" diameter, 304 stainless straight handle, seam welded to bowl
- ◆ 304 stainless, 14 gauge deep drawn bowl with reinforced bar rim
- ◆ NSF Approved



Model LL4, 4 qt. capacity



Model LL6, 6 qt. capacity



Custom length handles are available on most tools upon request.

Revision 999



LEGION

The Finest American Quality Since 1897

LEGION INDUSTRIES, INC. ◆ 69 MAIN ST. ◆ DALLAS, PA 18612 ◆ (800) 833-9803 ◆ (570) 675-1575 ◆ FAX: (570) 675-7551